




# HOLIDAY


## Homework




Army Public School Bareilly Cantt  
Holiday Homework (2024-25)  
Class 3

Sr. No	Subjects	HW	Learning Objectives and Outcomes	SAMPLE
1	English	<ol style="list-style-type: none"><li>1. Make a dish (cooking without fire) and write the ingredients required for making it. Write the steps involved in making it.</li><li>2. Make placards for helping verbs - is, are, am.</li><li>3. Revise and learn all the work done in Class notebook.</li><li>4. Read English story books.</li></ol>	<p>To enhance their vocabulary.</p> <p>To enable the students to learn sequencing.</p> <p>To improve their writing abilities.</p>	

2	Hindi	<p>1. आपने गर्मी की छुट्टियों में जो भी अपनी पसंद के कार्य किए हों उनमें से कोई पाँच कार्य लिखो।</p> <p>2. गर्मी के मौसम में मिलने वाले 3 फल, 3 सब्जी, 3 पेय लिखो।</p> <p>3. कहानी की पुस्तकें पढ़कर हिंदी भाषा को पढ़ने का अभ्यास कीजिए।</p>	<p>1) अपनी भाषा व रुचि का विकास तथा उसे उचित शब्दों और सही वाक्यों में प्रस्तुत करने की क्षमता का विकास।</p> <p>2) मौसम के अनुरूप पाए जाने वाले उचित खाद्य पदार्थों का व उनकी वर्तनी का ज्ञान।</p> <p>3) हिन्दी भाषा व साहित्य के प्रति रुचि की वृद्धि के साथ देश व समाज की स्थिति के प्रति जागरूकता की वृद्धि।</p>									
3	Maths	<p>1. Draw and finish this game using colours on A4 sheet then paste it on your Maths Classwork Notebook and answer the following questions: Using numbers from Orange Coloured Ovals, write down their:</p> <table border="0" style="width: 100%;"> <tr> <td style="width: 50%;">a)</td> <td style="width: 50%;">Number Name</td> </tr> <tr> <td>b)</td> <td>Expanded form</td> </tr> <tr> <td>c)</td> <td>Successor</td> </tr> <tr> <td>d)</td> <td>Predecessor</td> </tr> </table> <p>1. Round off to nearest tens. 2. Do practice of questions from Ch1, Ch2, Ch3. 3. Learn tables till 15.</p>	a)	Number Name	b)	Expanded form	c)	Successor	d)	Predecessor	<p>1. To improve their focus and concentration.</p> <p>2. To enhance their writing skills.</p> <p>3. To enhance their Mathematical reasoning.</p> <p>4. To improve their calculations.</p> <div style="border: 1px solid black; height: 20px; width: 100%; margin-top: 10px;"></div>	
a)	Number Name											
b)	Expanded form											
c)	Successor											
d)	Predecessor											

4	<b>EVS</b>	<ol style="list-style-type: none"> <li>1. Collect leaves of different shapes and sizes. Paste them on colourful A4 sheet to create leaf animals.</li> <li>2. Revise all the work done (L-1,2. &amp; 3)</li> </ol>	<ol style="list-style-type: none"> <li>1. Creativity: Encourages children to think creatively as they arrange leaves to form animal shapes.</li> <li>2. Nature Appreciation: Fosters an appreciation for nature by using natural materials in art, connecting children with the environment.</li> <li>3. Identification Skills: Helps in learning about different types of leaves and possibly the animals they represent, fostering observational and identification skills.</li> <li>4. Patience and Persistence: Promotes patience and persistence as children experiment with arranging leaves to achieve desired animal shapes.</li> <li>5. Language Development: Offers opportunities for language development through discussing the shapes, colours, and characteristics of leaves and animals.</li> </ol>	
5	<b>Computer</b>	<ol style="list-style-type: none"> <li>1. Learn all the work done in Computer book and copy.</li> <li>2. Draw any 2- Input Devices, 2- Output devices and 2- Storage devices on A4 Sheet and name them.</li> </ol>	<ol style="list-style-type: none"> <li>1. Gain knowledge about various input, output, and storage devices.</li> <li>2. Develop the ability to differentiate between different types of devices based on their functions.</li> <li>3. Enhance their creativity and artistic skills by drawing the devices.</li> <li>4. Improve their labelling and naming skills by correctly identifying and naming each device.</li> <li>5. Understand the importance of these devices in computer systems and how they interact with each other.</li> </ol>	
6	<b>GK</b>	<ol style="list-style-type: none"> <li>1. Write 2 Current Affairs everyday in your G.k copy for 15 Days with date.</li> </ol>	It improves their Critical thinking and writing abilities.	

		2. Revise G.k book exercises ch 1 to 7.		
7	Music	Learn the notes of birthday song in Casio	Rhythm Awareness: Understanding the rhythm of the song helps you develop a sense of timing and coordination between your hands.	
8	Art/Craft	<ol style="list-style-type: none"> <li>1. Make a wall hanging using ice cream stick and cardboard(with easy folk art on it).</li> <li>2. Draw any scenery of your choice and colour it.</li> </ol>	<ol style="list-style-type: none"> <li>1. To enhance the knowledge and practice of folk art.</li> <li>2. To increase family values and spending time with family.</li> <li>3. To use their imagination and boost creativity.</li> </ol>	

G